

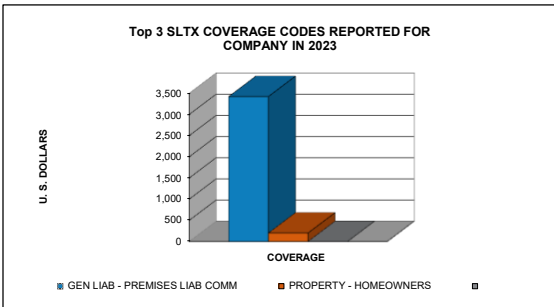
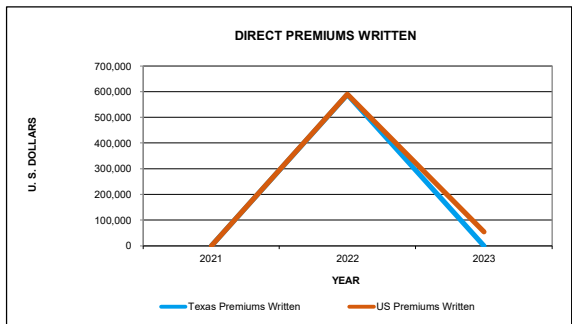
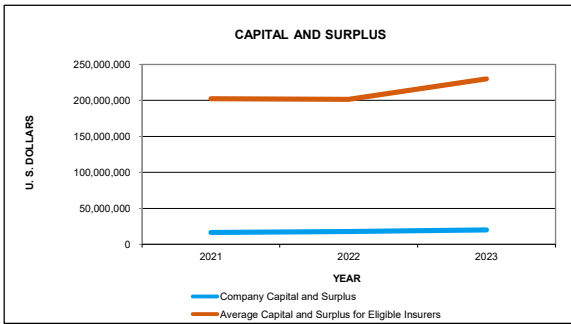
Concord Specialty Insurance Company				Issue Date:	10/1/2024
Insurer #:	13766341	NAIC #:	16923	AMB #:	020972

U.S. Insurer - 2024 EVALUATION

Key Dates	Location	A.M. Best Rating	Group Information
TDI Initial Date	Domicile	A- Excellent Nov-23	Insurance Group
Incorporation Date	South Dakota		Revolutionary Insurance Group
Commenced Business	Main Administrative Office		Parent Company
	11426 York Road, 2nd Floor		Revolutionary Holding Company LLC
	Cockeysville, MD, US 21030		Parent Domicile
			Delaware

	6/30/2024	2023	2022	2021
Capital & Surplus	21,697,000	20,007,000	17,672,000	16,758,000
Underwriting Gain (Loss)	(104,000)	153,000	(49,000)	(152,000)
Net Income After Tax	(77,000)	123,000	(46,000)	(150,000)
Cash Flow from Operations		586,000	(124,000)	(46,000)
Gross Premium		1,341,000	591,000	340,000
Net Premium	296,000	890,000	(74,000)	100,000
Direct Premium Total	28,000	54,000	591,000	0
Direct Premium in Texas (Schedule T)		0	589,000	0
% of Direct Premium in Texas		0%	100%	0%
Texas' Rank in writings (Schedule T)		-	1	-
SLTX Premium Processed		3,623	100,000	
Rank among all Texas S/L Insurers		273	231	
Combined Ratio		71%	0%	721%
IRIS Ratios Outside Usual Range		3	3	4

1- Gross Premium to Surplus	2- Net Premium to Surplus	3- Change in Net Premium Written (%)
7.00%	4.00%	999.00%
<i>Usual Range: Less than 900%</i>	<i>Usual Range: Less than 300%</i>	<i>Usual Range: Between -33% and 33%</i>
4- Surplus Aid Ratio	5- Two Year Operating Ratio	6- Investment Yield
0.00%	50.00%	0.10%
<i>Usual Range: Less than 15%</i>	<i>Usual Range: Less than 100%</i>	<i>Usual Range: Between 2% and 5.5%</i>
7- Gross Change in Surplus (%)	8- Net Change in Surplus (%)	9- Liabilities to Liquid Assets
13.00%	13.00%	157.00%
<i>Usual Range: Between -10% and 50%</i>	<i>Usual Range: Between -10% and 25%</i>	<i>Usual Range: Less than 100%</i>
10- Agents Balances to Surplus	11- One Year Development to Surplus	12- Two Year Development to Surplus
0.00%	0.00%	0.00%
<i>Usual Range: Less than 40%</i>	<i>Usual Range: Less than 20%</i>	<i>Usual Range: Less than 20%</i>
13- Current Estimated Reserve Deficiency		
0.00%		
<i>Usual Range: Less than 25%</i>		



2023 Premiums by Line of Business (LOB)	
No Premiums Written in Texas in 2023	\$ -
	\$ -
	\$ -
	\$ -
	\$ -

2023 Losses Incurred by Line of Business (LOB)	
No Losses Incurred in Texas in 2023	\$ -
	\$ -
	\$ -
	\$ -
	\$ -

